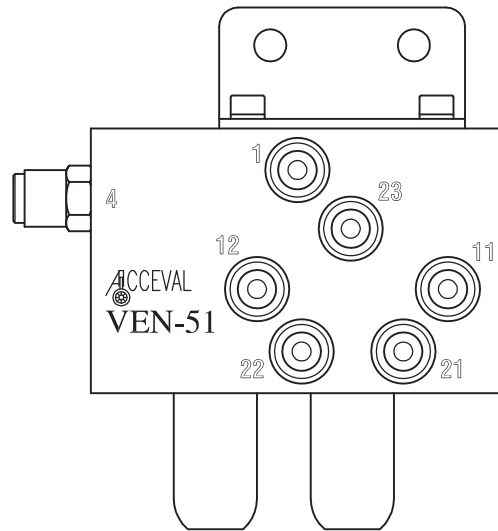


Acceval VEN-51



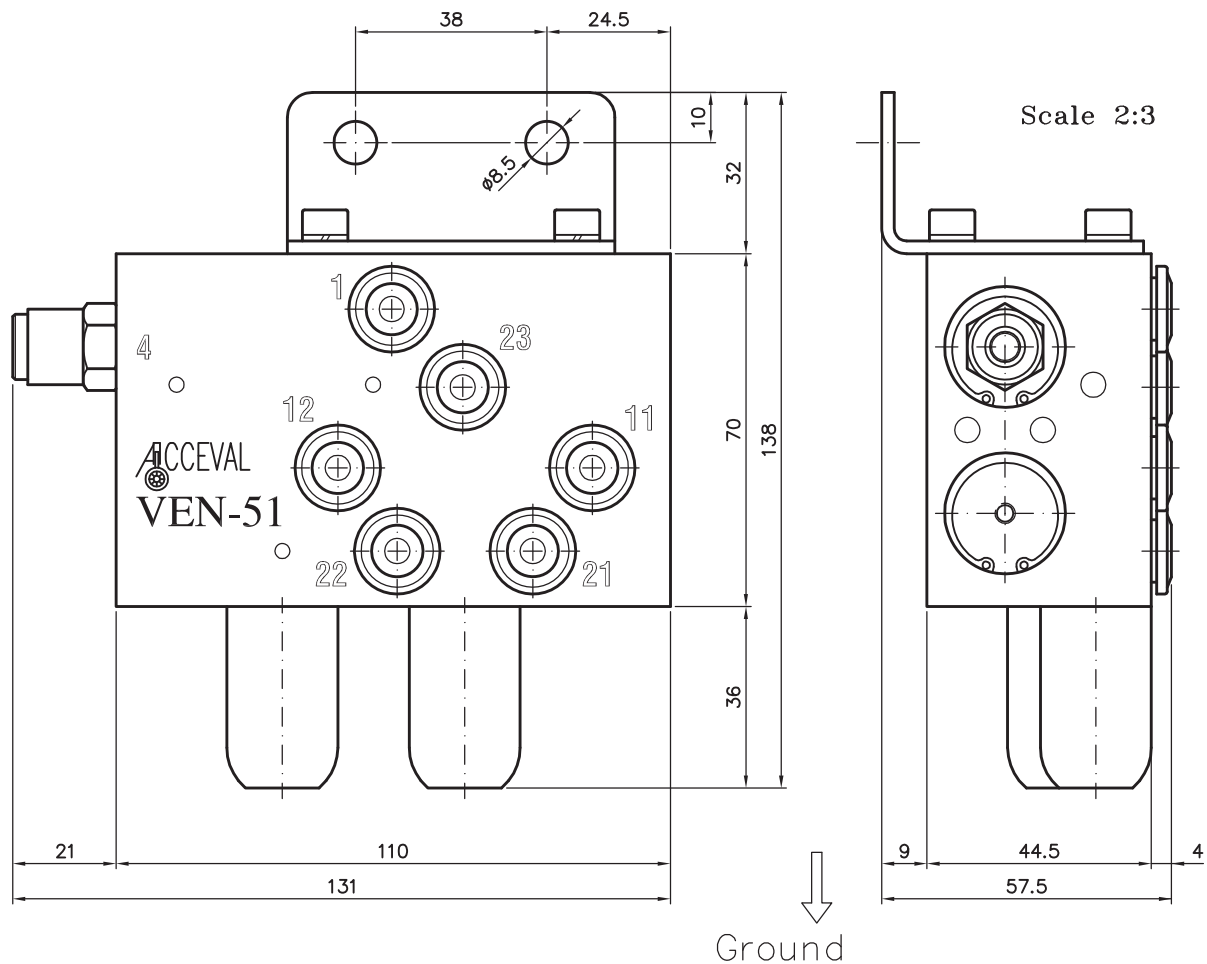
Lift Axle Control Valve
Pneumatically Commanded
From EBS System

For Suspensions with
Double Circuit

ACCEVAL VEN-51

LIFT AXLE CONTROL VALVE FOR
EBS SYSTEM WITH AIR OPERATION
(SUSPENSION: DOUBLE CIRCUIT)

EXTERNAL DIMENSIONS



WORKING SPECIFICATIONS

- * Pneumatic Scheme: See Drawing.
- * Max. Working Pressure: 10 bar.
- * Safe Static Pressure: 15 bar.
- * Temp. Range: from -35°C to $+80^{\circ}\text{C}$.

VERSIONS

Valve Code	Push-in Fittings for:			
	8mm tube	10mm tube	5/16" tube	3/8" tube
VEN51-0808	X			
VEN51-1008		X		
VEN51-0808			X	
VEN51-3808				X

PNEUMATICAL CONNECTIONS

Ports n.1, 11, 12, 21, 22 and 23

- * Insertable push-in fittings for 8mm, 10mm, 5/16", or 3/8" tubes.

Port n.3 (Exhaust) and Breathing

- * Filter + filter cover.

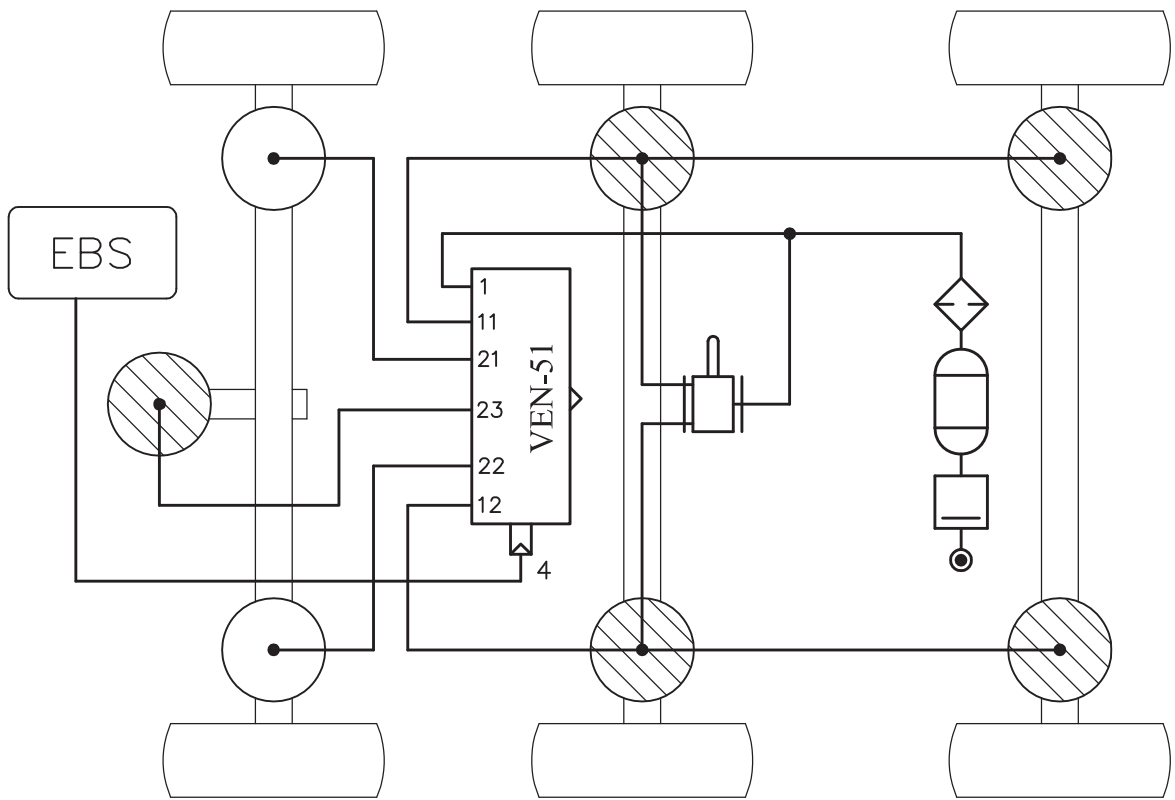
Exhaust port of solenoid valve

- * Rubber cup protection.

Installation

- * Port n.1: Air Pressure Inlet.
- * Ports n.11, n.12: Suspension Lines.
- * Ports n.21, n.22: Lift Axle AirSprings.
- * Port n.23: Axle Lift.
- * Port n.4: Air Command from EBS. (8mm - 5/16" Tube)

ACCEVAL VEN-51
BASIC CONNECTIONS SCHEME
 (Suspension: Double Circuit)



ACCEVAL VEN-51
PNEUMATICAL SCHEME
 (Suspension: Double Circuit)

